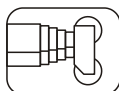




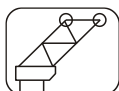


MACROMOVE

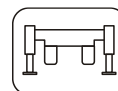
GUINDASTES



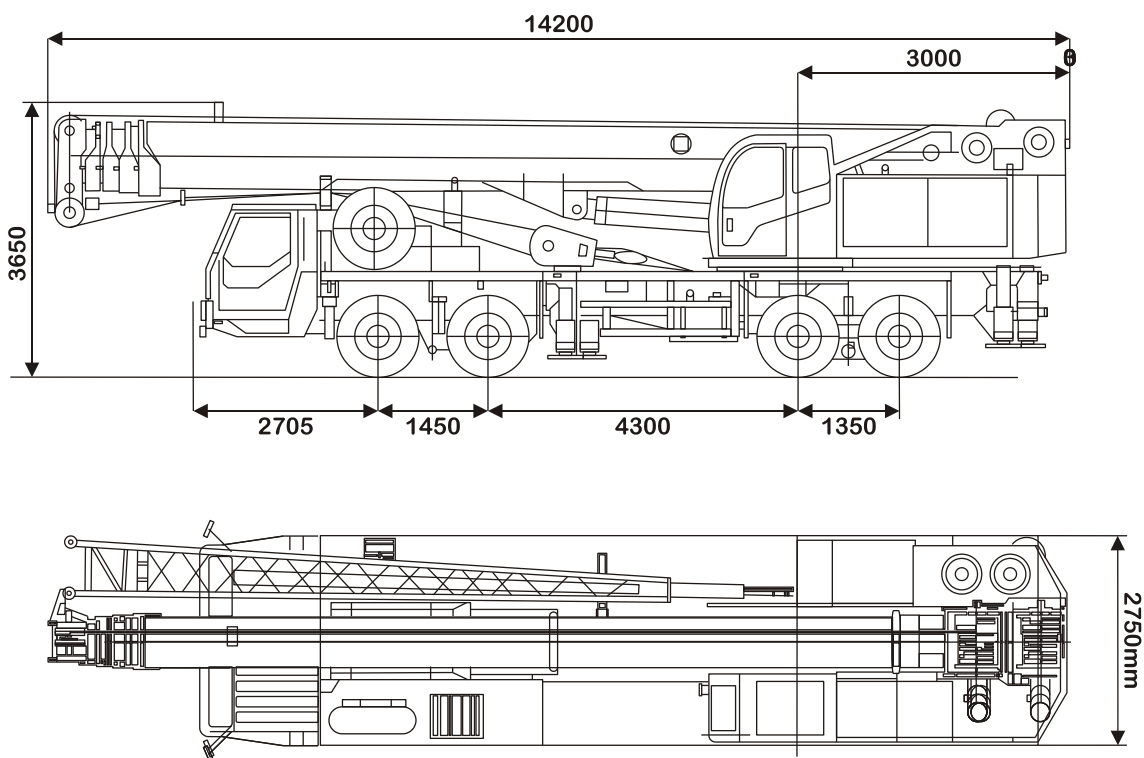
11,62/44,10m



9,20-15,00m



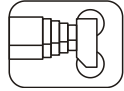
7,50X7,80m



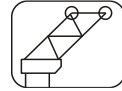


MACROMOVE

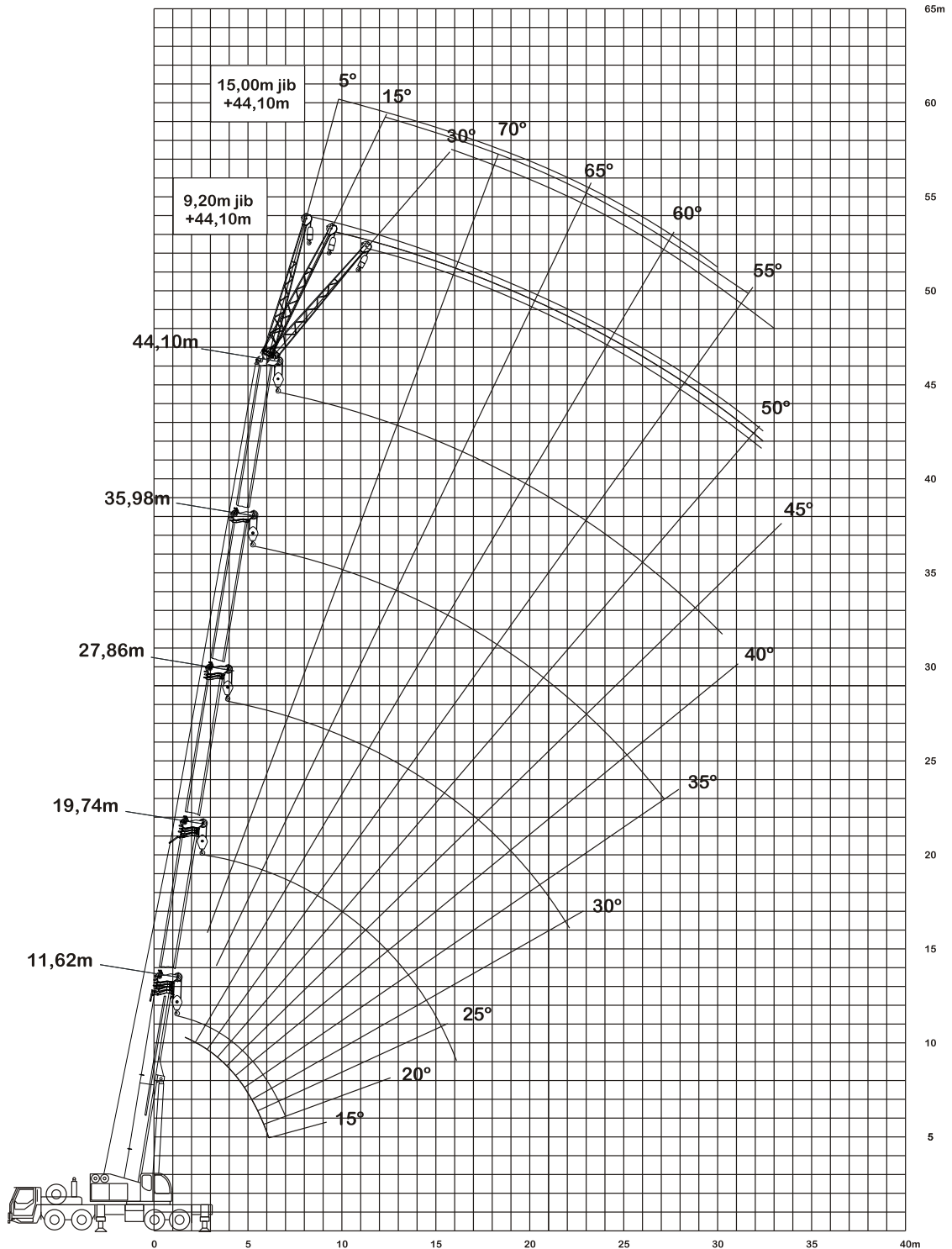
GUINDASTES



11,62/44,10m



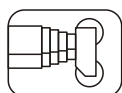
9,20/15,00m



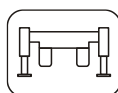


MACROMOVE


GUINDASTES





11,62/44,10m



7,50X7,80m




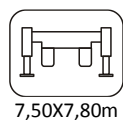
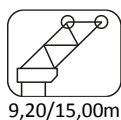
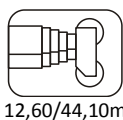
75%



 m	11,62	19,74	27,86	35,98	44,10	 m
3	70,00					3
3,5	63,00					3,5
4	56,00	39,00				4
5	48,00	37,00	24,00			5
6	39,00	34,00	24,00			6
7	30,00	28,70	23,00	18,00		7
8	23,50	22,50	21,00	17,00		8
9		18,20	18,50	15,60	10,00	9
10		14,70	15,30	14,50	9,80	10
12		10,20	11,00	11,60	9,00	12
14		7,10	8,20	9,30	8,00	14
15		5,80	7,10	8,10	7,70	15
16		5,30	6,00	7,10	7,00	16
18			4,80	5,60	5,90	18
20			3,80	4,30	4,80	20
22			2,85	3,30	3,80	22
24				2,60	3,00	24
26				1,90	2,40	26
28					1,90	28
30					1,40	30



MACROMOVE

GUINDASTES



	9,20	9,20	9,20	15,00	15,00	15,00	
	5°	15°	30°	5°	15°	30°	
10	4,00						10
12	3,20	2,40		2,40			12
14	2,90	2,20	2,00	2,30	1,50		14
15	2,70	2,10	1,90	2,15	1,45		15
16	2,50	2,00	1,80	2,00	1,40		16
18	2,20	1,80	1,70	1,80	1,30	1,00	18
20	2,00	1,70	1,60	1,60	1,20	1,00	20
22	1,80	1,50	1,40	1,40	1,10	0,90	22
24	1,50	1,40	1,30	1,20	1,00	0,90	24
26	1,20	1,20	1,10	1,10	1,00	0,85	26
28	0,90	1,00	0,90	0,80	0,90	0,80	28
30	0,60	0,70	0,70	0,60	0,80	0,75	30
32			0,50		0,70	0,70	32



Raio do centro do giro do guindaste ao centro da carga

Comprimento de lança

Comprimento de lança auxiliar jib

Quantidade de contrapeso utilizado

Distância entre patolas

Margem de segurança utilizada